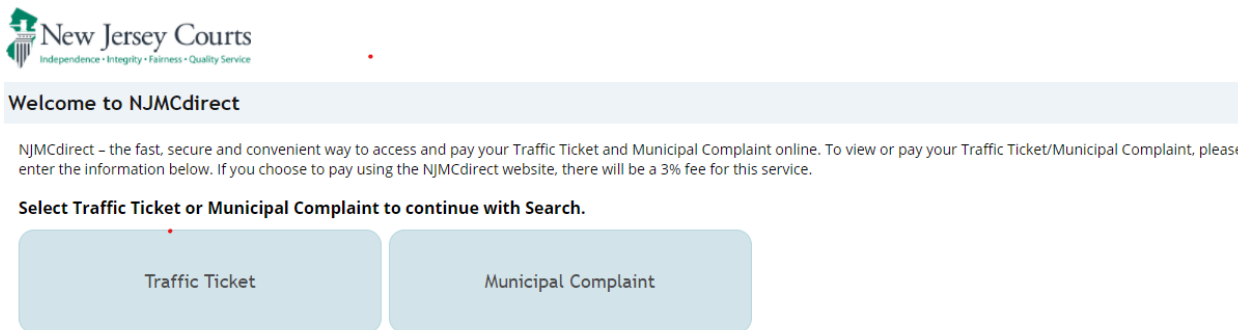


# Instructions for Paying Online

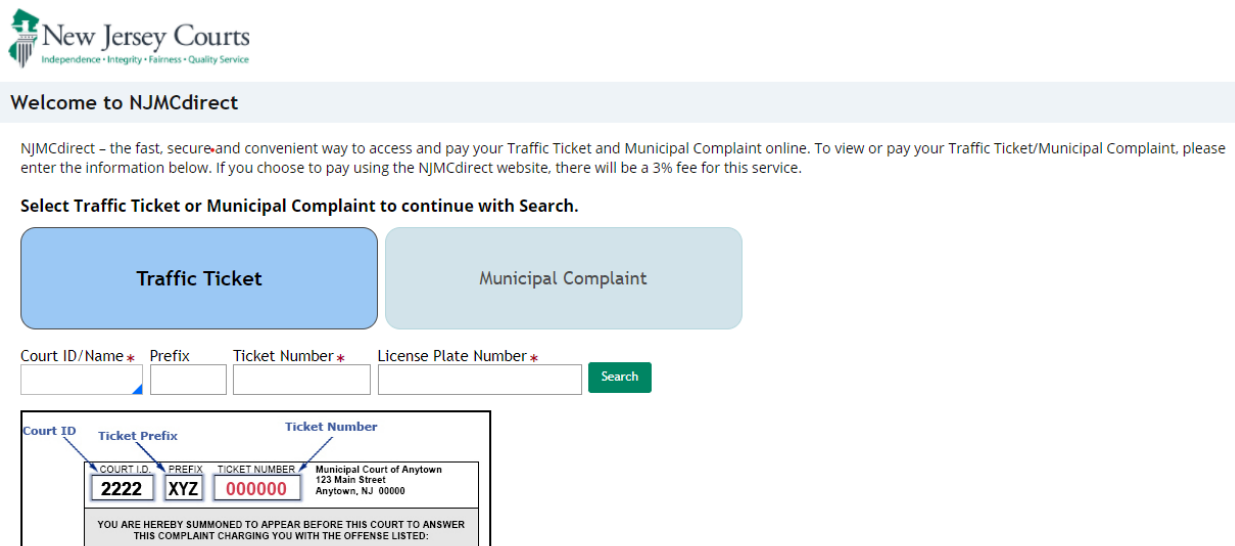
1. Go to [www.njcourts.gov](http://www.njcourts.gov) .
2. On the blue banner, tab over three times to “Pay Municipal Case.”



3. Click on “Pay Municipal Case.” This will take you to the “NJMCdirect” screen.
4. The screen will look like this:



5. If you have a ***traffic ticket***, click on “Traffic Ticket.”



6. You will need to enter the following information, then click on the green search tab.
  - Court ID/Name (1528)
  - Prefix
  - Ticket Number
  - License Plate #
  
7. That will take you to the payment screen. Follow the instructions provided to make payment.
  
8. If you have a **municipal complaint**, click on “Municipal Complaint.”



Welcome to NJMCDirect

NJMCDirect - the fast, secure and convenient way to access and pay your Traffic Ticket and Municipal Complaint online. To view or pay your Traffic Ticket/Municipal Complaint, please enter the information below. If you choose to pay using the NJMCDirect website, there will be a 3% fee for this service.

Select Traffic Ticket or Municipal Complaint to continue with Search.

Traffic Ticket

Municipal Complaint

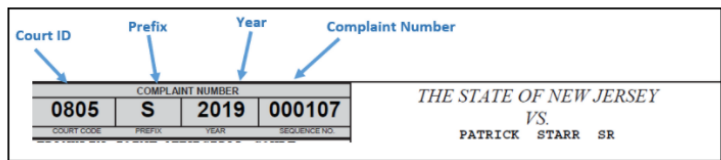
Court ID/Name\*

Prefix\*

Year\*

Number\*

Additional Search Criteria\*



9. You will need to enter the following information, then click on the green search tab.
  - Court ID/Name (1528)
  - Prefix
  - Year (complaint was issued)
  - Number (complaint number)
  - Finally, chose one of the additional search criteria from the drop-down box – either “Last Name/Business Name” **OR** “Defendant Zip Code.”
  
10. That will take you to the payment screen. Follow the instructions provided to make payment.